



THE SUSTAINABLE CITY IX

Urban Regeneration
and Sustainability

 **WIT**PRESS

Editors
**N. Marchettini,
C.A. Brebbia,
R. Pulselli &
S. Bastianoni**

The Sustainable City IX

WIT*PRESS*

WIT Press publishes leading books in Science and Technology.

Visit our website for the current list of titles.

www.witpress.com

WIT*eLibrary*

Home of the Transactions of the Wessex Institute.

Papers presented at Sustainable City IX are archived in the WIT eLibrary in volume 191 of WIT Transactions on Ecology and the Environment (ISSN 1743-3541).

The WIT eLibrary provides the international scientific community with immediate and permanent access to individual papers presented at WIT conferences.

Visit the WIT eLibrary at www.witpress.com.

NINTH INTERNATIONAL CONFERENCE ON
URBAN REGENERATION AND SUSTAINABILITY

THE SUSTAINABLE CITY IX

CONFERENCE CHAIRMEN

N. Marchettini

University of Siena, Italy

C.A. Brebbia

Wessex Institute of Technology, UK

R. Pulselli

University of Siena, Italy

INTERNATIONAL SCIENTIFIC ADVISORY COMMITTEE

A. Aminmansour

R. Barelkowski

C. Booth

P. Canelas de Castro

S. Garcia-Ayllon

N. Marchettini

J. L. Miralles i Garcia

N. Quaranta

R. Rojas-Caldelas

S. S. Zubir

Organised by

Wessex Institute of Technology, UK

University of Siena, Italy

Sponsored by

WIT Transactions on Ecology and the Environment

The International Journal of Design & Nature and Ecodynamics

*The International Journal of Sustainable
Development and Planning*

WIT Transactions

Transactions Editor

Carlos Brebbia

Wessex Institute of Technology
Ashurst Lodge, Ashurst
Southampton SO40 7AA, UK

Editorial Board

- | | |
|---|---|
| B Abersek University of Maribor, Slovenia | G Belingardi Politecnico di Torino, Italy |
| Y N Abousleiman University of Oklahoma, USA | R Belmans Katholieke Universiteit Leuven, Belgium |
| K S Al Jabri Sultan Qaboos University, Oman | C D Bertram The University of New South Wales, Australia |
| E Alarcon Universidad Politecnica de Madrid, Spain | D E Beskos University of Patras, Greece |
| C Alessandri Universita di Ferrara, Italy | S K Bhattacharyya Indian Institute of Technology, India |
| D Almorza Gomar University of Cadiz, Spain | E Blums Latvian Academy of Sciences, Latvia |
| B Alzahabi Kettering University, USA | J Boarder Cartref Consulting Systems, UK |
| J A C Ambrosio IDMEC, Portugal | B Bobee Institut National de la Recherche Scientifique, Canada |
| A M Amer Cairo University, Egypt | H Boileau ESIGEC, France |
| S A Anagnostopoulos University of Patras, Greece | M Bonnet Ecole Polytechnique, France |
| M Andretta Montecatini, Italy | C A Borrego University of Aveiro, Portugal |
| E Angelino A.R.P.A. Lombardia, Italy | A R Bretones University of Granada, Spain |
| H Antes Technische Universitat Braunschweig, Germany | J A Bryant University of Exeter, UK |
| M A Atherton South Bank University, UK | F-G Buchholz Universitat Gesamthochschule Paderborn, Germany |
| A G Atkins University of Reading, UK | M B Bush The University of Western Australia, Australia |
| D Aubry Ecole Centrale de Paris, France | F Butera Politecnico di Milano, Italy |
| J Augutis Vytautas Magnus University, Lithuania | W Cantwell Liverpool University, UK |
| H Azegami Toyohashi University of Technology, Japan | D J Cartwright Bucknell University, USA |
| A F M Azevedo University of Porto, Portugal | P G Carydis National Technical University of Athens, Greece |
| J M Baldasano Universitat Politecnica de Catalunya, Spain | J J Casares Long Universidad de Santiago de Compostela, Spain |
| J G Bartzis Institute of Nuclear Technology, Greece | M A Celia Princeton University, USA |
| S Basbas Aristotle University of Thessaloniki, Greece | A Chakrabarti Indian Institute of Science, India |
| A Bejan Duke University, USA | |
| M P Bekakos Democritus University of Thrace, Greece | |

J-T Chen National Taiwan Ocean University, Taiwan
A H-D Cheng University of Mississippi, USA
J Chilton University of Lincoln, UK
C-L Chiu University of Pittsburgh, USA
H Choi Kangnung National University, Korea
A Cieslak Technical University of Lodz, Poland
S Clement Transport System Centre, Australia
M W Collins Brunel University, UK
J J Connor Massachusetts Institute of Technology, USA
M C Constantinou State University of New York at Buffalo, USA
D E Cormack University of Toronto, Canada
D F Cutler Royal Botanic Gardens, UK
W Czyczula Krakow University of Technology, Poland
M da Conceicao Cunha University of Coimbra, Portugal
L Dávid Károly Róbert College, Hungary
A Davies University of Hertfordshire, UK
M Davis Temple University, USA
A B de Almeida Instituto Superior Tecnico, Portugal
E R de Arantes e Oliveira Instituto Superior Tecnico, Portugal
L De Biase University of Milan, Italy
R de Borst Delft University of Technology, Netherlands
G De Mey University of Ghent, Belgium
A De Montis Università di Cagliari, Italy
A De Naeyer Universiteit Ghent, Belgium
P De Wilde Vrije Universiteit Brussel, Belgium
D De Wrachien State University of Milan, Italy
L Debnath University of Texas-Pan American, USA
G Degrande Katholieke Universiteit Leuven, Belgium
S del Giudice University of Udine, Italy
G Deplano Università di Cagliari, Italy
I Doltsinis University of Stuttgart, Germany
M Domaszewski Université de Technologie de Belfort-Montbéliard, France
J Dominguez University of Seville, Spain
K Dorow Pacific Northwest National Laboratory, USA
W Dover University College London, UK
C Dowlen South Bank University, UK
J P du Plessis University of Stellenbosch, South Africa
R Duffell University of Hertfordshire, UK
N A Dumont PUC-Rio, Brazil
A Ebel University of Cologne, Germany
G K Egan Monash University, Australia
K M Elawadly Alexandria University, Egypt
K-H Elmer Universität Hannover, Germany
D Elms University of Canterbury, New Zealand
M E M El-Sayed Kettering University, USA
D M Elsom Oxford Brookes University, UK
F Erdogan Lehigh University, USA
D J Evans Nottingham Trent University, UK
J W Everett Rowan University, USA
M Faghri University of Rhode Island, USA
R A Falconer Cardiff University, UK
M N Fardis University of Patras, Greece
P Fedelinski Silesian Technical University, Poland
H J S Fernando Arizona State University, USA
S Finger Carnegie Mellon University, USA
E M M Fonseca Instituto Politécnico de Bragança, Portugal
J I Frankel University of Tennessee, USA
D M Fraser University of Cape Town, South Africa
M J Fritzler University of Calgary, Canada
T Futagami Hiroshima Institute of Technology, Japan
U Gabbert Otto-von-Guericke Universität Magdeburg, Germany
G Gambolati Università di Padova, Italy
C J Gantes National Technical University of Athens, Greece
L Gaul Universität Stuttgart, Germany
A Genco University of Palermo, Italy
N Georgantzis Universität Jaume I, Spain
P Giudici Università di Pavia, Italy

L M C Godinho University of Coimbra, Portugal
F Gomez Universidad Politecnica de Valencia, Spain
R Gomez Martin University of Granada, Spain
D Goulias University of Maryland, USA
K G Goulias Pennsylvania State University, USA
F Grandori Politecnico di Milano, Italy
W E Grant Texas A & M University, USA
S Grilli University of Rhode Island, USA
R H J Grimshaw Loughborough University, UK
D Gross Technische Hochschule Darmstadt, Germany
R Grundmann Technische Universitat Dresden, Germany
A Gualtierotti IDHEAP, Switzerland
O T Gudmestad University of Stavanger, Norway
R C Gupta National University of Singapore, Singapore
J M Hale University of Newcastle, UK
K Hameyer Katholieke Universiteit Leuven, Belgium
C Hanke Danish Technical University, Denmark
K Hayami University of Tokyo, Japan
Y Hayashi Nagoya University, Japan
L Haydock Newage International Limited, UK
A H Hendrickx Free University of Brussels, Belgium
C Herman John Hopkins University, USA
I Hideaki Nagoya University, Japan
D A Hills University of Oxford, UK
W F Huebner Southwest Research Institute, USA
J A C Humphrey Bucknell University, USA
M Y Hussaini Florida State University, USA
W Hutchinson Edith Cowan University, Australia
T H Hyde University of Nottingham, UK
M Iguchi Science University of Tokyo, Japan
D B Ingham University of Leeds, UK
L Int Panis VITO Expertisecentrum IMS, Belgium
N Ishikawa National Defence Academy, Japan
J Jaafar UiTm, Malaysia
W Jager Technical University of Dresden, Germany
Y Jaluria Rutgers University, USA
C M Jefferson University of the West of England, UK
P R Johnston Griffith University, Australia
D R H Jones University of Cambridge, UK
N Jones University of Liverpool, UK
N Jovanovic CSIR, South Africa
D Kaliampakos National Technical University of Athens, Greece
N Kamiya Nagoya University, Japan
D L Karabalis University of Patras, Greece
A Karageorghis University of Cyprus
M Karlsson Linkoping University, Sweden
T Katayama Doshisha University, Japan
K L Katsifarakis Aristotle University of Thessaloniki, Greece
J T Katsikadelis National Technical University of Athens, Greece
E Kausel Massachusetts Institute of Technology, USA
H Kawashima The University of Tokyo, Japan
B A Kazimee Washington State University, USA
S Kim University of Wisconsin-Madison, USA
D Kirkland Nicholas Grimshaw & Partners Ltd, UK
E Kita Nagoya University, Japan
A S Kobayashi University of Washington, USA
T Kobayashi University of Tokyo, Japan
D Koga Saga University, Japan
S Kotake University of Tokyo, Japan
A N Kounadis National Technical University of Athens, Greece
W B Kratzig Ruhr Universitat Bochum, Germany
T Krauthammer Penn State University, USA
C-H Lai University of Greenwich, UK
M Langseth Norwegian University of Science and Technology, Norway
B S Larsen Technical University of Denmark, Denmark

F Lattarulo Politecnico di Bari, Italy
A Lebedev Moscow State University,
Russia
L J Leon University of Montreal, Canada
D Lesnic University of Leeds, UK
D Lewis Mississippi State University, USA
S Ighobashi University of California Irvine,
USA
K-C Lin University of New Brunswick,
Canada
A A Liolios Democritus University of
Thrace, Greece
S Lomov Katholieke Universiteit Leuven,
Belgium
J W S Longhurst University of the West
of England, UK
G Loo The University of Auckland, New
Zealand
J Lourenco Universidade do Minho,
Portugal
J E Luco University of California at San
Diego, USA
H Lui State Seismological Bureau Harbin,
China
C J Lumsden University of Toronto,
Canada
L Lundqvist Division of Transport and
Location Analysis, Sweden
T Lyons Murdoch University, Australia
Y-W Mai University of Sydney, Australia
M Majowiecki University of Bologna, Italy
D Malerba Università degli Studi di Bari,
Italy
G Manara University of Pisa, Italy
S Mambretti Politecnico di Milano, Italy
B N Mandal Indian Statistical Institute,
India
Ü Mander University of Tartu, Estonia
H A Mang Technische Universität Wien,
Austria
G D Manolis Aristotle University of
Thessaloniki, Greece
W J Mansur COPPE/UFRJ, Brazil
N Marchettini University of Siena, Italy
J D M Marsh Griffith University, Australia
J F Martin-Duque Universidad
Complutense, Spain
T Matsui Nagoya University, Japan
G Mattrisch DaimlerChrysler AG, Germany
F M Mazzolani University of Naples
"Federico II", Italy
K McManis University of New Orleans,
USA
A C Mendes Universidade de Beira
Interior, Portugal
R A Meric Research Institute for Basic
Sciences, Turkey
J Mikielewicz Polish Academy of
Sciences, Poland
N Milic-Frayling Microsoft Research Ltd,
UK
R A W Mines University of Liverpool, UK
C A Mitchell University of Sydney,
Australia
K Miura Kajima Corporation, Japan
A Miyamoto Yamaguchi University, Japan
T Miyoshi Kobe University, Japan
G Molinari University of Genoa, Italy
T B Moodie University of Alberta, Canada
D B Murray Trinity College Dublin, Ireland
G Nakhaeizadeh DaimlerChrysler AG,
Germany
M B Neace Mercer University, USA
D Neculescu University of Ottawa,
Canada
F Neumann University of Vienna, Austria
S-I Nishida Saga University, Japan
H Nisitani Kyushu Sangyo University,
Japan
B Notaros University of Massachusetts,
USA
P O'Donoghue University College Dublin,
Ireland
R O O'Neill Oak Ridge National
Laboratory, USA
M Ohkusu Kyushu University, Japan
G Oliveto Università di Catania, Italy
R Olsen Camp Dresser & McKee Inc.,
USA
E Oñate Universitat Politècnica de
Catalunya, Spain
K Onishi Ibaraki University, Japan
P H Oosthuizen Queens University,
Canada
E L Ortiz Imperial College London, UK
E Outa Waseda University, Japan
A S Papageorgiou Rensselaer Polytechnic
Institute, USA
J Park Seoul National University, Korea
G Passerini Università delle Marche, Italy
F Patania University of Catania, Italy
B C Patten University of Georgia, USA

G Pelosi University of Florence, Italy
G G Penelis Aristotle University of Thessaloniki, Greece
W Perrie Bedford Institute of Oceanography, Canada
R Pietrabissa Politecnico di Milano, Italy
H Pina Instituto Superior Tecnico, Portugal
M F Platzer Naval Postgraduate School, USA
D Poljak University of Split, Croatia
H Power University of Nottingham, UK
D Prandle Proudman Oceanographic Laboratory, UK
M Predeleanu University Paris VI, France
I S Putra Institute of Technology Bandung, Indonesia
Y A Pykh Russian Academy of Sciences, Russia
F Rachidi EMC Group, Switzerland
M Rahman Dalhousie University, Canada
K R Rajagopal Texas A & M University, USA
T Rang Tallinn Technical University, Estonia
J Rao Case Western Reserve University, USA
J Ravnik University of Maribor, Slovenia
A M Reinhorn State University of New York at Buffalo, USA
G Reniers Universiteit Antwerpen, Belgium
A D Rey McGill University, Canada
D N Riahi University of Illinois at Urbana-Champaign, USA
B Ribas Spanish National Centre for Environmental Health, Spain
K Richter Graz University of Technology, Austria
S Rinaldi Politecnico di Milano, Italy
F Robuste Universitat Politecnica de Catalunya, Spain
J Roddick Flinders University, Australia
A C Rodrigues Universidade Nova de Lisboa, Portugal
F Rodrigues Poly Institute of Porto, Portugal
G R Rodriguez Universidad de Las Palmas de Gran Canaria, Spain
C W Roeder University of Washington, USA
J M Roesset Texas A & M University, USA
W Roetzel Universitaet der Bundeswehr Hamburg, Germany
V Roje University of Split, Croatia
R Rosset Laboratoire d'Aerologie, France
J L Rubio Centro de Investigaciones sobre Desertificacion, Spain
T J Rudolphi Iowa State University, USA
S Russenchuck Magnet Group, Switzerland
H Ryssel Fraunhofer Institut Integrierte Schaltungen, Germany
S G Saad American University in Cairo, Egypt
M Saiidi University of Nevada-Reno, USA
R San Jose Technical University of Madrid, Spain
F J Sanchez-Sesma Instituto Mexicano del Petroleo, Mexico
B Sarler Nova Gorica Polytechnic, Slovenia
S A Savidis Technische Universitat Berlin, Germany
A Savini Universita de Pavia, Italy
G Schmid Ruhr-Universitat Bochum, Germany
R Schmidt RWTH Aachen, Germany
B Scholtes Universitaet of Kassel, Germany
W Schreiber University of Alabama, USA
A P S Selvadurai McGill University, Canada
J J Sendra University of Seville, Spain
J J Sharp Memorial University of Newfoundland, Canada
Q Shen Massachusetts Institute of Technology, USA
X Shixiong Fudan University, China
G C Sih Lehigh University, USA
L C Simoes University of Coimbra, Portugal
A C Singhal Arizona State University, USA
P Skerget University of Maribor, Slovenia
J Sladek Slovak Academy of Sciences, Slovakia
V Sladek Slovak Academy of Sciences, Slovakia
A C M Sousa University of New Brunswick, Canada
H Sozer Illinois Institute of Technology, USA

D B Spalding CHAM, UK
P D Spanos Rice University, USA
T Speck Albert-Ludwigs-Universitaet
 Freiburg, Germany
C C Spyrakos National Technical
 University of Athens, Greece
I V Stangeeva St Petersburg University,
 Russia
J Stasiek Technical University of Gdansk,
 Poland
G E Swaters University of Alberta, Canada
S Syngellakis Wessex Institute of
 Technology, UK
J Szymd University of Mining and
 Metallurgy, Poland
S T Tadano Hokkaido University, Japan
H Takemiya Okayama University, Japan
I Takewaki Kyoto University, Japan
C-L Tan Carleton University, Canada
E Taniguchi Kyoto University, Japan
S Tanimura Aichi University of
 Technology, Japan
J L Tassoulas University of Texas at
 Austin, USA
M A P Taylor University of South
 Australia, Australia
A Terranova Politecnico di Milano, Italy
A G Tijhuis Technische Universiteit
 Eindhoven, Netherlands
T Tirabassi Institute FISBAT-CNR, Italy
S Tkachenko Otto-von-Guericke-
 University, Germany
N Tosaka Nihon University, Japan
T Tran-Cong University of Southern
 Queensland, Australia
R Tremblay Ecole Polytechnique, Canada
I Tsukrov University of New Hampshire,
 USA
R Turra CINECA Interuniversity Computing
 Centre, Italy
S G Tushinski Moscow State University,
 Russia
J-L Uso Universitat Jaume I, Spain
E Van den Bulck Katholieke Universiteit
 Leuven, Belgium
D Van den Poel Ghent University, Belgium
R van der Heijden Radboud University,
 Netherlands
R van Duin Delft University of
 Technology, Netherlands
P Vas University of Aberdeen, UK
R Verhoeven Ghent University, Belgium
A Viguri Universitat Jaume I, Spain
Y Villacampa Esteve Universidad de
 Alicante, Spain
F F V Vincent University of Bath, UK
S Walker Imperial College, UK
G Walters University of Exeter, UK
B Weiss University of Vienna, Austria
H Westphal University of Magdeburg,
 Germany
J R Whiteman Brunel University, UK
T W Wu University of Kentucky, USA
Z-Y Yan Peking University, China
S Yanniotis Agricultural University of
 Athens, Greece
A Yeh University of Hong Kong, China
B W Yeigh SUNY Institute of Technology,
 USA
J Yoon Old Dominion University, USA
K Yoshizato Hiroshima University, Japan
T X Yu Hong Kong University of Science
 & Technology, Hong Kong
M Zador Technical University of Budapest,
 Hungary
K Zakrzewski Politechnika Lodzka, Poland
M Zamir University of Western Ontario,
 Canada
G Zappalà CNR-IAMC, Italy
R Zarnic University of Ljubljana, Slovenia
G Zharkova Institute of Theoretical and
 Applied Mechanics, Russia
N Zhong Maebashi Institute of
 Technology, Japan
H G Zimmermann Siemens AG, Germany
R Zainal Abidin Infrastructure University
 Kuala Lumpur(IUKL), Malaysia

The Sustainable City IX

Urban Regeneration and Sustainability

Editors

N. Marchettini

University of Siena, Italy

C.A. Brebbia

Wessex Institute of Technology, UK

R. Pulselli and S. Bastianoni

University of Siena, Italy

WITPRESS Southampton, Boston



Editors:

N. Marchettini

University of Siena, Italy

C.A. Brebbia

Wessex Institute of Technology, UK

R. Pulselli and S. Bastianoni

University of Siena, Italy

Published by

WIT Press

Ashurst Lodge, Ashurst, Southampton, SO40 7AA, UK

Tel: 44 (0) 238 029 3223; Fax: 44 (0) 238 029 2853

E-Mail: witpress@witpress.com

<http://www.witpress.com>

For USA, Canada and Mexico

Computational Mechanics International

25 Bridge Street, Billerica, MA 01821, USA

Tel: 978 667 5841; Fax: 978 667 7582

E-Mail: infousa@witpress.com

<http://www.witpress.com>

British Library Cataloguing-in-Publication Data

A Catalogue record for this book is available
from the British Library

Volume I ISBN: 978-1-78466-023-9

Volume II ISBN: 978-1-78466-024-6

Set ISBN: 978-1-84564-820-6

Set eISBN: 978-1-84564-821-3

ISSN: 1746-448X (print)

ISSN: 1743-3541 (online)

The texts of the papers in this volume were set individually by the authors or under their supervision. Only minor corrections to the text may have been carried out by the publisher.

No responsibility is assumed by the Publisher, the Editors and Authors for any injury and/or damage to persons or property as a matter of products liability, negligence or otherwise, or from any use or operation of any methods, products, instructions or ideas contained in the material herein. The Publisher does not necessarily endorse the ideas held, or views expressed by the Editors or Authors of the material contained in its publications.

© WIT Press 2014

Printed in Great Britain by Lightning Source, UK.

All rights reserved. No part of this publication may be reproduced, stored in a retrieval system, or transmitted in any form or by any means, electronic, mechanical, photocopying, recording, or otherwise, without the prior written permission of the Publisher.

A comprehensive lifecycle evaluation of vertical greenery systems based on systemic indicators

R. M. Pulselli, F. Saladini, E. Neri & S. Bastianoni
*Ecodynamics Group, Department of Earth, Environmental and
Physical Sciences, University of Siena, Italy*

Abstract

Vertical Greenery Systems (VGS) are relatively light structures anchored on building facades with plants embedded on felt layers and nurtured by a hydroponic watering system. These systems can have positive effects on environmental performance at both the building scale (i.e. energy saving for cooling) and the urban scale (i.e. urban heat island effect mitigation). A research project, namely GREENED, has been developed for detecting the environmental profile of VGS based on lifecycle processes. Systemic indicators, such as *Carbon Footprint* (given in kg CO₂-eq) and *eMergy* (given in *solar emergy Joules – seJ*), can provide information on environmental impacts or *costs*, due to the manufacturing and sustenance of VGS, and *benefits*, in terms of energy saving or other ecosystems services (e.g. CO₂ sequestration by plants). The *cost to benefit* ratio allows for a comprehensive evaluation of VGS sustainability. Outcomes from a case study (i.e. 98m² facade on a 1000m³ building) reveal that, in given conditions (i.e. massive wall envelope, south-oriented facade, open air-cavity, integrated water harvesting system, local recourse use), *environmental costs* can be compensated by *benefits* within 25 years. This allowed for a deeper understanding of lifecycle processes and the conscious use of VGS in an urban context.

Keywords: Carbon Footprint, EMergy Evaluation, global warming, Living Walls, sustainability.

1 Introduction

Vertical Greenery Systems (VGS) are vegetated structures fixed on building facades. Plants are embedded on a vertical layer, fed by an automatic watering and nurturing system [1]. Among other types of VGS, systems that develop



hydroponic techniques exploit a textile layer for supporting plants, directly rooted on it. These so-called *Living Walls* are installed onto rigid PVC panels, which are fastened onto a supporting aluminium framework. Technological components can be therefore easily assembled and periodically repaired.

VGS have been recently studied relative to a set of potential environmental issues. Indoor effects in terms of energy saving were estimated due to the shading effect, the ventilated air cavity behind the vegetated layer and the evapotranspiration of plants, conditioned to climate and orientation [1–9]. Besides effects on indoor climate, the contribution to cool the outdoor ambient temperature in building canyons was also found promising [3, 7, 10]. Moreover, effects on air quality [11] and acoustic insulation [12], due to the leaves, were also documented.

The present research shows outcomes from two environmental accounting methods, namely *Life Cycle Assessment* (LCA) (limited to the *Carbon Footprint*) and *EMergy Evaluation* (EME), in order to investigate the environmental performance of VGS in a Mediterranean climate. As a case study, a VGS was hypothesized installed on a 98m² south-oriented façade (14m length; 7m height) of a 1000m³ building (Figure 1). Based on a simulation model [2] applied to this case study [1], cooling energy saving due to the VGS was found to be around 15% of the total electricity use for cooling (almost 282 of 1880 kWh yr⁻¹).




Figure 1: Case study: a 98m² south-oriented Vertical Greenery System installed on a 1000m³ building façade.

2 Methods

What relations does a natural-technological system, such as a VGS, establish with its external environment? What are its main sources for supplies? What impacts and emissions are produced? What percentage of the resources utilized is renewable? Environmental accounting methodologies, based on a lifecycle perspective, are useful tools to observe real systems from a systemic viewpoint and provide a general and easily understandable view of the phenomena involved. The observation of a VGS lifecycle is therefore intended as extended to the whole network of processes that, directly or indirectly, participate in its development.

An *energy system diagram* (Figure 2) can provide a significant representation of the supply chain of a VGS. This shows the main processes of 1) plants production, 2) plants treatment and VGS panels assembling in the greenhouse and 3) VGS sustenance in time, once installed on the building facade. Processes of transport and the structural elements of the greenhouse are also included. Sources of inputs refer to renewable resources (left side of the rectangle), external resources acquired from the market (up side of the rectangle), and stocks (soil use and materials embedded in structures). This diagram can be interpreted as a proxy of the VGS lifecycle, except for the “end of life” processes that are included in the life cycle inventory but not represented here. Based on this scheme, two methodologies have been implemented.

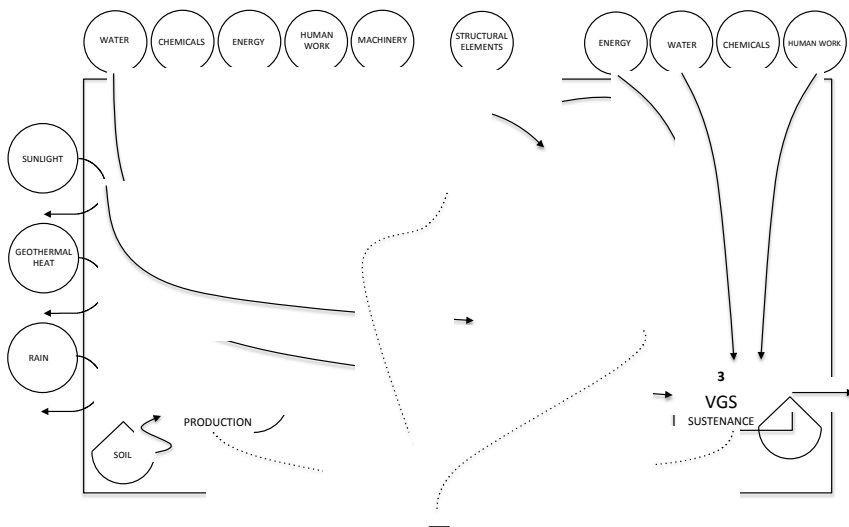


Figure 2: *Energy System Diagram* of a VGS supply chain.

The *Life Cycle Assessment* (LCA) is an analytical method for evaluating different categories of environmental impact (ISO 14040–14044: 2006). The *Carbon Footprint* (ISO 14067: 2013) is one of the indicators calculated through the LCA method, and consists of the estimation of the CO₂-equivalent emissions into the atmosphere, generated by all the processes in the life cycle, “from the cradle to the grave,” that is, from the retrieval of all the materials used in its making, to the end-of-life treatment once its use has been terminated.

The *Emergy Evaluation* (EME) aims at the quantitative understanding of the relation between human activities and the biosphere [13, 14]. Different categories of resources can be identified based on their natural formation and regeneration processes. For example, resources such as sunlight, rain, and geothermal heat are renewable, while materials extracted from quarries and mines or fossil fuels are non-renewable. Whether we are dealing with renewable or non-renewable resources, the principle of *emergy* states that every flow of matter and energy can

be expressed in terms of equivalent solar energy (Unit: *solar emergy Joule* – seJ). EMer_{gy} is defined as the quantity of solar energy utilized, directly and indirectly, by a given system or process [14]. In other words, it estimates the amount of solar energy that is progressively stored through a series of transformation processes, starting from primary sources and reaching natural systems and our productive and human settlement systems.

Sustainability indicators based on LCA and EME, developed on the detailed reconstruction of the life cycle processes, reveal information regarding the potential impacts generated by the installation of vertical gardens, as well as their possible environmental benefits.

3 Results and discussion: Carbon Footprint

Let's consider the installation of a VGS on the southern facade of our model building. Results from the LCA (Figure 3) show that in 25 years, the overall emission is around 7.3 t CO₂-eq that is 294 kg CO₂-eq per year. A significant role is played by structural components (53%) (i.e. the aluminium frame and the PVC panels), and transportation (30%) (plants are usually imported from the Netherlands). The use of tap water for irrigation is another critical factor (11%) that will affect the VGS sustenance.

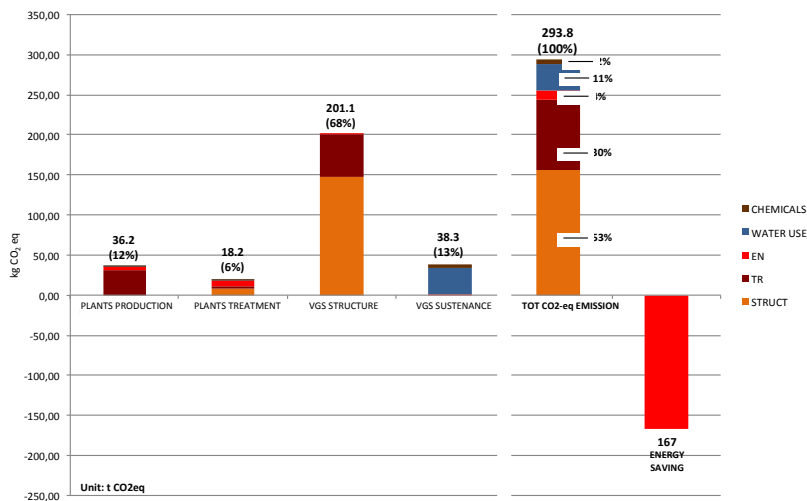


Figure 3: Carbon Footprint: results from the LCA compared to energy saving.

Details from the LCA highlight the main problems and suggest possible solutions to implement a sort of eco-design procedure and reduce impacts. For example, the selection of local suppliers for plants can easily reduce or avoid the impact of transport. Moreover, the consumption of water can be reduced through the installation of an integrated water harvesting system for the collection and use of rainwater. The configuration of this type of scenario could bring the system's

overall Carbon Footprint to 256 kg CO₂-eq per year, with a 13% reduction in greenhouse gas emissions.

After determining the quantitative “environmental costs” of the VGS, we can estimate its potential “benefits”. When considering the Carbon Footprint, two aspects must be greatly highlighted: the first deals with the effect of the VGS on the building envelope’s performance; the second with the CO₂ sequestration from the atmosphere by the plants. Considering our case study building, it has been estimated that electricity consumption for cooling would result reduced by 15% due to the VGS installation, which would correspond to 167 kg CO₂-eq per year of atmospheric emissions being avoided.

Furthermore, the estimate of CO₂ that is permanently sequestered by the plants has been measured based a specific model [15], that quantifies the accumulation of carbon in a sequence of environmental sections: 1) CO₂ absorption by plants; 2) CO₂ contained in the residual biomass by pruning operations; 3) carbon held in the plants’ composting process; 4) carbon deposited onto agricultural soil in the form of compost; 5) carbon assimilated by microorganisms and permanently held in the soil. The results of this analysis show that the plants incorporated into the VGS absorb CO₂ from the atmosphere and permanently store it in the soil at a quota of 90 kg CO₂ per year (this value refers to the 98m² VGS with an assorted composition of herbaceous perennial plants). This value is conditioned to the fact that the residual biomass from the pruning and maintenance of plants is gathered and utilized for the production of compost.

Based on the information above, a final balance can be provided in terms of Carbon Footprint and environmental benefits. Against an emissions quota of 256 kg of CO₂-eq per year, the VGS installed on our model building, provided with an integrated water harvesting system and composed of plants produced through a short distribution chain, provides quantifiable environmental benefits. Its effects on the reduction of energy consumption correspond to a quota of 167 kg CO₂-eq per year of emissions avoided. The amount of carbon dioxide permanently sequestered from the plant biomass is 90kg CO₂ per year. In conclusion, the impacts generated by the life cycle, in terms of Carbon Footprint, will be balanced over a 25-year time span. In other words, these results show a situation of carbon neutrality within 25 years, providing a situation in which the emissions produced during the construction and maintenance phases are balanced by energy saving and the direct sequester of CO₂.

4 Results and discussion: EMergy Evaluation

Results from EME [1] provides an additional information. Main inputs to processes were classified into renewable resources, human work, chemicals, water use, energy use, transport, structural elements (Figure 4). The total eMergy value of $1.78E + 16$ seJ refers to 98m² façade in a 25yrs estimated lifetime. In particular, renewable resources (R = 4.6%) were accounted as independent inflows provided by nature (i.e. solar energy, rain, geothermal heat). Human work (HW = 29.2%) refers to the operations of VGS manufacturing and sustenance. The joint contribution of these two resource categories to the total eMergy is 33.8%.



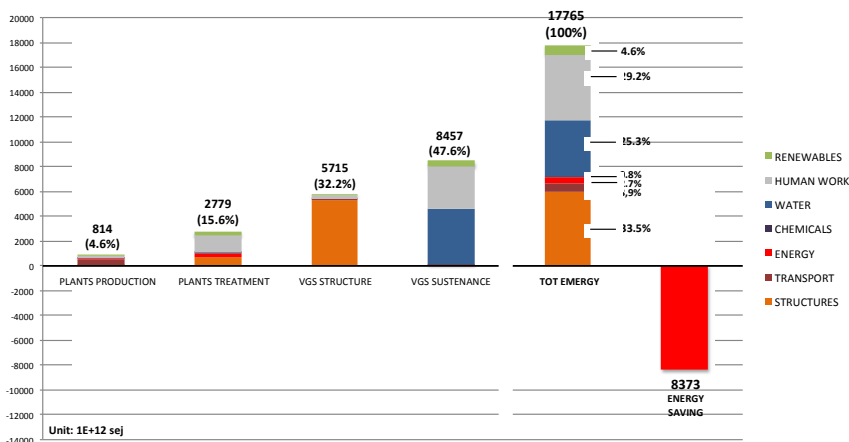


Figure 4: EMergy Evaluation: results compared to energy saving.

The *Cost to Benefit Ratio* (CBR) was calculated as the ratio of the initial eMergy investment (without renewables and human work) and the yearly energy benefit. Energy saving, in eMergy terms, is around $3.35E + 14$ sej yr⁻¹ (in the case of a massive wall envelope). Results show that ‘benefits’ do not compensate ‘costs’ within a reasonable lifespan ($CBR_{47} = 1$). This result is mainly due to the need of water supply for sustenance. Let’s consider an improved scenario: integrating a rainwater harvesting system (water supply in the sustenance phase achieves 25% of the total eMergy flow) and the use of local resources (plants locally produced instead of imported) are feasible solutions to achieve consistent results: $CBR_{25} = 1.04$. In other words, the initial eMergy investment can be compensated by the environmental benefit within a reasonable time (i.e. 25 yrs). This demonstrates that VGS determine a moderate and even balanced use of environmental resources.

5 Conclusion

The *Life Cycle Assessment* and *EMergy Evaluation* were both performed for the assessment of direct and indirect environmental resource appropriation by VGS. This allowed for a deeper understanding of environmental performances back through manufacturing chain processes to the installation on building facade and sustenance.

In particular, results show that VGS, installed on a massive wall envelope, can achieve a condition of comprehensive sustainability in 25yrs lifetime. This was demonstrated by the LCA, by comparing the Carbon Footprint of VGS manufacturing, maintenance and sustenance (256 kg CO₂-eq per year) to the CO₂ emission avoided by energy saving (167 kg CO₂-eq per year) and the CO₂ direct absorption by plants (90 kg CO₂-eq per year). In order to achieve this balanced condition (i.e. carbon neutrality) within 25 years it is nevertheless necessary to

reduce impacts of transport (plants locally produced instead of imported from the Netherlands) and water use by implementing a water harvesting system.

Similarly, the Cost to Benefits Ratio (CBR), calculated as the ratio between 'direct environmental costs' (eMergy for manufacturing and sustenance) and 'benefits' (saved electricity for cooling, in eMergy terms), showed that benefits can balance costs within 25 years. This means that the initial investment of environmental resources, in eMergy terms, is compensated by the energy saving. Moreover, EME demonstrated to be a valuable method to assess for the contribution of natural resources (renewables such as sunlight, rain and geothermal heat) and human work (i.e. social capital), that provide the 5% and 30% of the total eMergy investment, respectively. These two categories of recourses do not represent direct environmental impacts but constitute valuable inputs that contribute to supply the entire lifecycle process and represent a significant added value.

Results from LCA and EME demonstrated that, in certain conditions (i.e. Mediterranean climate context, south-oriented facade and massive envelope), the installation of VGS is a sustainable operation for building retrofitting, not just merely 'green washing'. Outcomes demonstrated that VGS determine a moderate and even balanced use of environmental resources, both in terms of eMergy and Carbon Footprint.

Acknowledgements

This paper presents results from a research project, namely GREENED, funded by the Tuscan Region, within the program PAR FAS Regione Toscana 2007–2013 – line 1.1.a.3. Authors thank SUNDAR Italia s.r.l. for making information on production chain and structural elements available and for its kind collaboration in this research.

References

- [1] Pulselli RM, Pulselli FM, Mazzali U, Peron F, Bastianoni S. Emergy based evaluation of environmental performances of Living Wall and Grass Wall systems. *Energy and Buildings* 73, 2014, 200–211.
- [2] Mazzali U, Peron F, Romagnoni P, Pulselli RM, Bastianoni S. Experimental investigation on the energy performance of living walls in temperate climate. *Building and Environment* 64, 2013, 57–66.
- [3] Wong N. H., Kwang Tan A. Y., Chen Y., Sekar K., Tan P. Y., Chan D., Chiang K., Wong N. C., 2010. Thermal evaluation of vertical greenery systems for building walls. *Building and Environment*, 45(3), 663–672.
- [4] Wong N. H., Kwang Tan A. Y., Tan P. Y., Wong N. C., 2009. Energy simulation of vertical greenery systems. *Energy and Buildings* 41, 1401–1408.
- [5] Kontoleon K. J., Eumorfopoulou E. A., 2010. The effect of the orientation and proportion of a plant-covered wall layer on the thermal performance of a building zone. *Building and Environment*, 45, 1287–1303.



- [6] Pérez G., Rincón L., Vila A., González J. M., Cabeza L. F., 2011. Behaviour of green facades in Mediterranean Continental climate. *Energy Conversion and Management*, 52, 1861–1867.
- [7] Tilley D., Price J., Matt S., Marrow B., 2012. *Vegetated Walls: Thermal and Growth Properties of Structured Green Facades*. Final Report to Green Roofs for Healthy Cities – Green Walls Group. Ecosystem Engineering Design Lab, Environmental Science and Technology Department College of Agriculture and Natural Resources, Maryland, Agricultural Experiment Station, University of Maryland, College Park, p. 163.
- [8] Perini K., Ottel  M., Fraaij A. L. A., Haas E. M., Raiteri R., 2011. Vertical greening systems and the effect on air flow and temperature on the building envelope. *Building and Environment*, 46(11), 2287–2294.
- [9] Mazzali U., Peron F., Romagnoni P., Pulselli R. M., Bastianoni S., 2013. Experimental investigation on the energy performance of living walls in temperate climate. *Building and Environment*, 64, 57–66.
- [10] Alexandri E., Jones P., 2008. Temperature decreases in an urban canyon due to green walls and green roofs in diverse climates. *Building and Environment*, 43(4), 480–493.
- [11] Ottel  M., van Bohemen H. D., Fraaij A., 2010. Quantifying the deposition of particulate matter on climber vegetation on living walls. *Ecological Engineering*, 36(2), 154–162.
- [12] Wong N. H., Kwang Tan A. Y., Yok Tan P., Chiang K., Wong N. C., 2010. Acoustics evaluation of vertical greenery systems for building walls. *Building and Environment*, 45, 411–420.
- [13] Odum H.T. *Environmental Accounting: energy and environmental decision making*. Wiley, 1996.
- [14] Odum H.T. *Self Organization, transformity and information*. *Science*, 242, 1988, 1132–1139.
- [15] Marchi M., Pulselli RM, Marchettini N, Pulselli FM, Bastianoni S. Carbon Dioxide Sequestration Model of a Vertical Greenery System. *Ecological Modelling* (in press).

